



# FIELDMODULE

Mobile Shower / Decontamination / Toilet





## FIELDMODULE (FMD)



The FIELDMODULE, a mobile hygiene booth, forms the basis for showers, toilets and decontamination solutions, especially for decentralized field use. The hygiene booth can be equipped in a highly modular way for all operational situations. The FIELDMODULE enables immediate scaling of washing, sanitation and decontamination capacities in response to alternating challenges.

A series of add-ons extend the basic version with functional features, such as pumps for water pressure and waste water removal, heaters for providing hot water, red light for night-time operation or an awning for undressing in dry environment.

additional elements for transportation. Thus, efficient logistics and set-up in just a few minutes can be guaranteed by means of printed instructions.

The robust EPAL2 base tub provides sufficient storage space to contain all the necessary





## FMD Features



- White opaque daylight curtain (B1, flame retardant)
- Oval eyelets for quick and easy release of the curtain
- Magnetic fasteners and buckles for closing from the inside
- Magnetic free/occupied sign
- Internal pockets for shower and hygiene utensils
- Velcro tape on the outside for attaching logos or signs (optional)
- Lid with ceiling window and shower holder
- Water-saving shower head or anal shower with FMD-TOILET
- Space-saving faucet with non-return valve
- Telescopic rods for quick and easy assembly
- ½" Camlock connections for hot and cold water
- GEKA connection for waste water with sealing cap
- Removable door with non-slip surface can be used as an entrance mat





## FMD Variants



### FMD-SHOWER

The mobile field shower is of crucial importance during disasters. It enables those affected to clean themselves and maintain hygienic conditions. After natural disasters such as floods or earthquakes, clean water can be scarce, which can lead to an increased risk of disease. A mobile field shower offers a quick and efficient way to wash to reduce the risk of infection. In addition, a shower also contributes to the mental well-being of those affected, as it offers a bit of normality and comfort in the midst of the crisis. All in all, a mobile field shower is therefore an indispensable tool for protecting the health and well-being of people in disaster areas, major emergencies or in camp sites.





## FMD-DECON

A mobile decontamination booth, **with a front entrance and rear exit**, is particularly important in the event of fire disasters or accidents in factories, as it is used to remove potentially hazardous chemicals or pollutants from the skin and clothing of those affected. After a chemical accident, emergency medical situations like local epidemic states or fire, it may be necessary to decontaminate quickly and effectively in order to protect the health of those affected and prevent the spread of harmful substances. A mobile decontamination shower makes it possible to carry out this procedure on site, which saves time and increases efficiency. It is therefore an indispensable tool for minimizing the risk to emergency personnel and those affected and ensuring safe by effective decontamination.



## FMD-TOILET

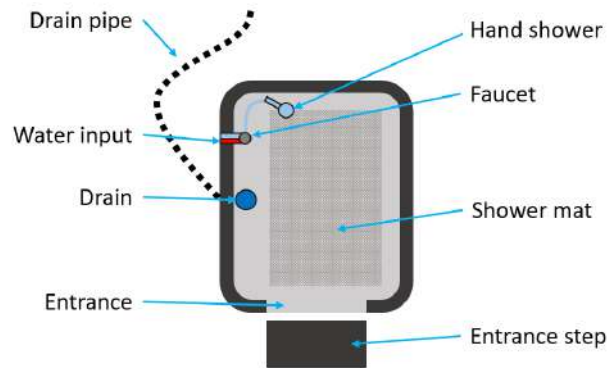
The mobile toilet, like a mobile shower for the WASH sector, is of great importance in disaster relief operations as it helps to maintain hygienic conditions in affected areas. After natural disasters such as floods or earthquakes, the infrastructure for wastewater disposal can be severely impaired, leading to a lack of sanitary facilities. A portable toilet offers a safe and hygienic way to meet their needs, preventing the spread of diseases such as cholera. It also helps to protect the environment as waste can be disposed properly.



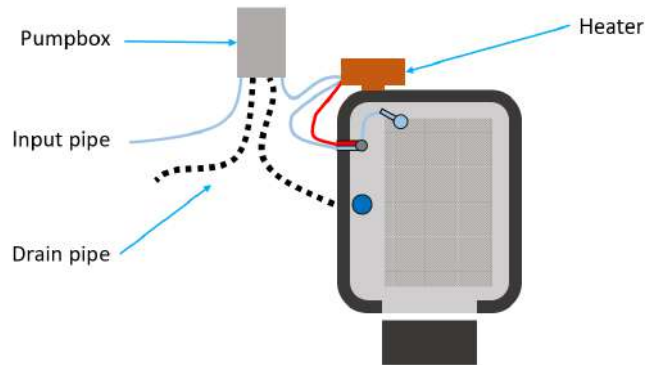


# Example Configurations

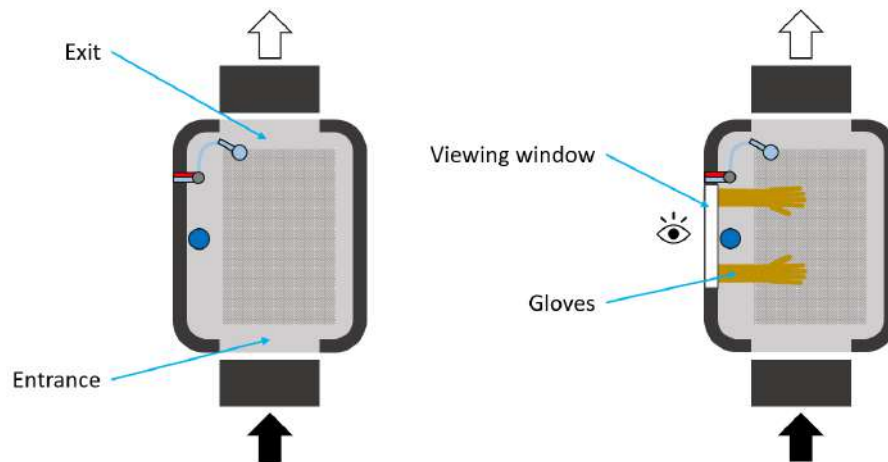
## FMD-SHOWER



## FMD-SHOWER + Pumpbox II + Heater

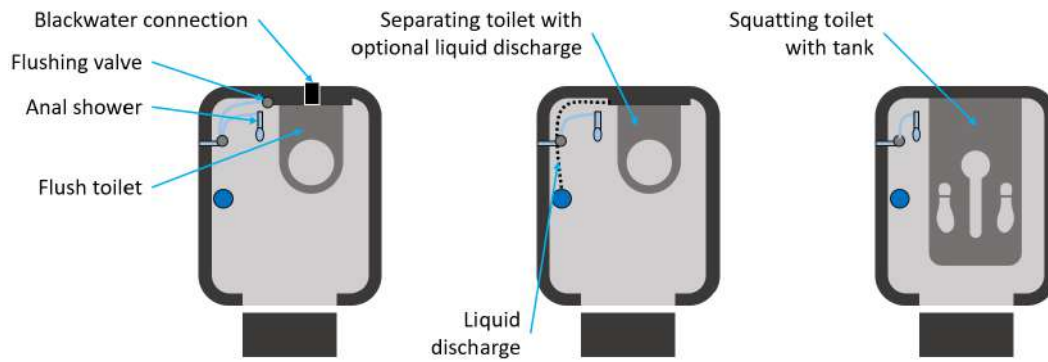


## FMD-DECON and FMD-DECON+

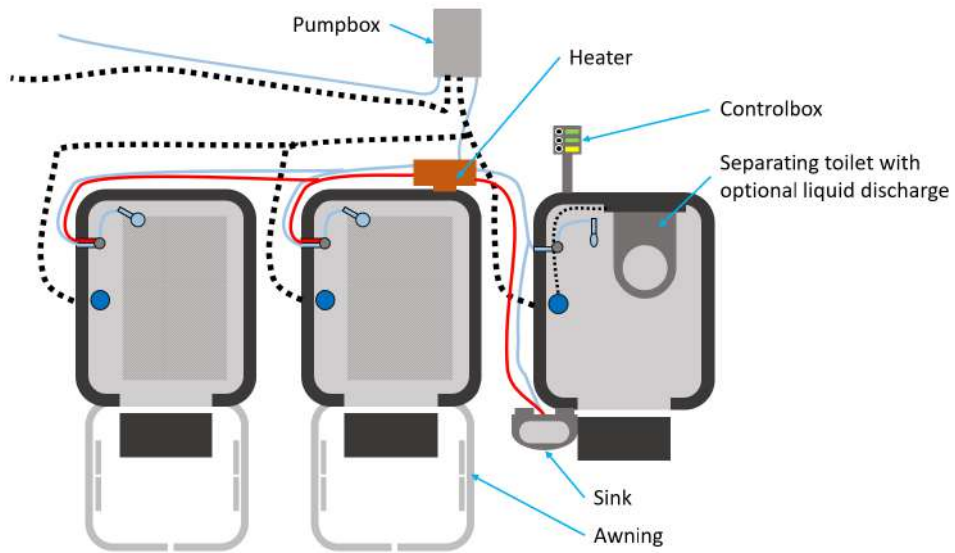




## FMD-TOILET



## 2 FMD-SHOWER + FMD-TOILET + Pumpbox II + Heater + SINK



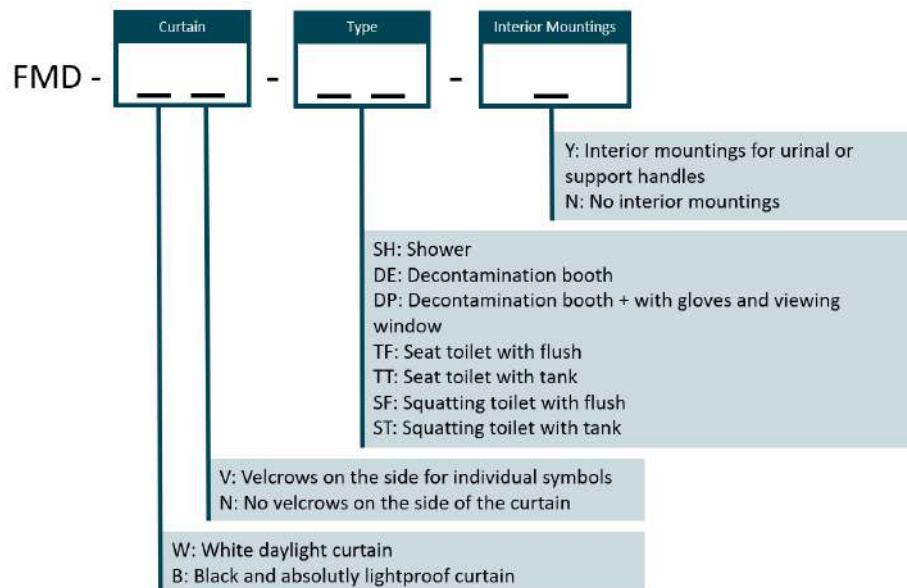


<b>Dimensions [l x w x h]</b>	121 cm x 101 cm x 63 cm [238 cm set up]
<b>Inside [l x w x h]</b>	110 cm x 85 cm x 210 cm
<b>Weight</b>	67 kg
<b>Format</b>	EPAL2 Compatible with IBC BigBox (e.g. by Auer)
<b>Input Connections</b>	Warm und cold: 1/2" Camlock Adapter to GEKA or Storz-C coupling optional
<b>Output Connections</b>	GEKA for 25 mm hose Adapter to Storz-C coupling optional
<b>Curtain</b>	Opaque and B1 flame-retardant Magnetic free/occupied sign Magnetic catches and lockable from the inside Two pockets for shower utensils Two Velcro areas for optional signs (optional) Lid with light windows
<b>Accessories (VERSION)</b>	<p><b>FMD Base Model</b></p> <ul style="list-style-type: none"> <li>3 meter GEKA drain hose</li> <li>Non-slip entrance</li> <li>Guy ropes</li> <li>Mixer tap</li> </ul> <p><b>FMD Variant Specific</b></p> <ul style="list-style-type: none"> <li>Hand shower with button operation (SHOWER, DECON, DECON+)</li> <li>Anal shower with button operation (TOILET)</li> <li>Non-slip floor bracket (SHOWER)</li> <li>Shower holder in the cover (SHOWER, DECON, DECON+)</li> <li>Curtain with inlet and outlet (DECON)</li> <li>Curtain with inlet and outlet, push-through gloves and viewing window (DECON+)</li> <li>One of the following toilet variants (TOILET) <ul style="list-style-type: none"> <li>a. Seated with flush</li> <li>b. Seated with storage tank (optional with liquid discharge)</li> <li>c. Seated with bag system</li> <li>d. Squatting with flush</li> <li>e. Squatting with storage tank</li> </ul> </li> </ul>
<b>Optional Addons</b>	<ul style="list-style-type: none"> <li>LED light with white and red light function against insects 230 V</li> <li>Pump box I with waste water pump 230 V</li> <li>Pump box II with inlet pump and waste water pump 230 V</li> <li>Water filter</li> <li>Urinal (for FMD-TOILET)</li> <li>Portable bidet</li> <li>External washbasin for front mounting (portable or with connection)</li> <li>Transport handles (four pieces)</li> <li>Propane instantaneous water heater</li> <li>Various Velcro symbols (WHO shower symbol, WHO toilet symbol Log of the organization)</li> <li>Electric instantaneous water heater 400 V - 5,700 W</li> <li>Electric boiler 230 V - 750 W</li> <li>Awning (can also be used as an awning for DECON(+))</li> <li>Electric control box "CONTROL" with fault protection switch for controlling up to three lights, a pump box and an electric instantaneous water heater 230 V or 400 V (e.g. in camp mode)</li> <li>Electric control box "TIME" with fault protection switch for time-controlled activation of up to three lights, a pump box and an electric instantaneous water heater for use with high human flow rates 230 V or 400 V (e.g. initial reception set-up)</li> </ul>



## Ordercode

The high modularity of the FIELDMODULE is reflected in the order code and is divided into three areas: The color and translucency of the curtain, the type of use and whether optional indoor mountings are desired. The order code is made up as follows:










### Examples

- FMD-WV-SH-N* Basic shower module with white curtain and additional velcrow on the sides.
- FMD-BN-TF-Y* Seat toilet with flush, completely opaque curtain and fastening options for handles or urinal in the interior.
- FMD-WN-DP-N* Decontamination booth with white curtain, push-through gloves and viewing window for assisted rinsing.






## ADDONS

Name	Description	Order Code
Light Red/White 	LED light for the field shower or field toilet <ul style="list-style-type: none"><li>• White light</li><li>• Red light for night-time use to repel insects</li><li>• Suitable for damp rooms</li></ul>	AD-W-FMDL
Pumpbox I	A 4-chamber diaphragm pump for shower water drainage. Mounted in transportable casing suitable for outdoor use. <ul style="list-style-type: none"><li>• 230 V</li><li>• IP 65</li><li>• 13-17 l/min</li><li>• max 2.5 bar</li><li>• Pre-filter</li><li>• Dry-running and self-priming</li><li>• - max. 210 W</li></ul>	AD-W-FMDP-I
Pumpbox II 	Two 4-chamber diaphragm pumps for water inlet and outlet. Mounted in transportable casing suitable for outdoor use. <ul style="list-style-type: none"><li>• 230 V</li><li>• IP 65</li><li>• 13-17 l/min</li><li>• max 2.5 bar</li><li>• Pre-filter</li><li>• Dry-running and self-priming</li><li>• max. 420 W</li></ul>	AD-W-FMDP-II
Awning 	<ul style="list-style-type: none"><li>• Lockable awning for changing clothes</li><li>• Completely opaque curtain</li><li>• Hooks and pockets for clothing</li><li>• Also suitable as a night tent for DEKON and DEKON+</li></ul>	AD-W-FMDA

<p>Waterfilter</p> 	<p>Filter for the field module for insertion into the mixer shower</p> <ul style="list-style-type: none"> <li>• Ultrafilter for shower head</li> <li>• 0.01 µm</li> <li>• Max. 40°</li> <li>• Max. 4 bar</li> </ul>	<p>AD-W-FMDF</p>
<p>Propane Heater</p> 	<ul style="list-style-type: none"> <li>• Flow rate: 11.5 l/min</li> <li>• 9.8 kg</li> <li>• 10 - 60° adjustable</li> <li>• 16 kW</li> <li>• 1.3 - 5.5 bar water pressure</li> </ul>	<p>AD-W-FMDG</p>
<p>Electric Heater</p>	<ul style="list-style-type: none"> <li>• Direct heater without tank</li> <li>• 5 - 5.5 kW</li> <li>• 400 V</li> <li>• 30° - 50°C Water temperature</li> <li>• Δ 25° at 4.5 l/min</li> </ul>	<p>AD-W-FMDH</p>
<p>Electric Boiler</p> 	<ul style="list-style-type: none"> <li>• 17.00 kg</li> <li>• 50 liter hot water tank</li> <li>• 30 V</li> <li>• 750 W</li> </ul>	<p>AD-W-FMDB</p>
<p>Controlbox „Control“</p> 	<p>Electrical switching unit for individual activation and deactivation of water heater, inlet pump, waste water pump and light, for front mounting on the field shower.</p> <ul style="list-style-type: none"> <li>• IP-65</li> <li>• 230 V CEE connection / 400 V CEE connection for instantaneous water heater without storage tank</li> <li>• 30 mA residual current circuit breaker</li> <li>• Emergency stop</li> <li>• Illuminated switches</li> <li>• Mounting arm for front mounting</li> <li>• Cable for each consumer in the pre-assembled wiring harness.</li> </ul>	<p>AD-W-FMDC-II</p>



<p>Controlbox „Time“</p> 	<p>Recommended for tent and reception accommodation. Electric switching unit for simple and time-controlled activation of the inlet pump, waste water pump and light. For front mounting on the field shower. Separate activation and deactivation of water heater.</p> <ul style="list-style-type: none"> <li>• IP-65</li> <li>• 230 V CEE connection / 400 V CEE connection for instantaneous water heater without storage tank</li> <li>• 30 mA residual current circuit breaker</li> <li>• Emergency stop</li> <li>• Illuminated switches</li> <li>• Mounting arm for front mounting</li> <li>• Cable for each consumer in the pre-assembled cable harness.</li> </ul>	<p>AD-W-FMDC-I</p>
<p>Handles</p>	<p>Four transport handles for hooking into the base tray.</p>	<p>AD-W-FMDT</p>
<p>Sink with Drain</p> 	<p>Equipped with mixer tap for hot and cold water and drain connection, the washbasin can be connected to the field module and supplied by the existing water infrastructure.</p>	<p>AD-W-FMDS</p>
<p>Portable Sink</p> 	<ul style="list-style-type: none"> <li>• Transportable with padded shoulder strap and handle</li> <li>• Up to 25 hand washes with one tank filling (~ 8,5 l)</li> <li>• Environmentally friendly thanks to waste water collection tank</li> <li>• Fresh water tank and dirty water tank can be separated from each other</li> <li>• Requires neither electricity nor a battery</li> </ul>	<p>AQN-MBS</p>



<p>Urinal</p> 	<p>The urinal can be fitted inside the field module in addition to the toilet variants, optionally connected to the drain. This makes it easier to separate solids and liquids, in addition to the urine-diverting toilet.</p>	<p>AD-W-FMDU</p>
<p>Portable Bidet</p> 	<p>Portable hand bidet as an intimate shower for use in very critical water situations or for using the urine-diverting toilet</p> <ul style="list-style-type: none"><li>• 500 ml capacity</li><li>• Detachable nozzle</li></ul>	<p>AD-W-FMDI</p>
<p>Velcro Signs</p>	<p>Various Velcro symbols, e.g. shower or toilet symbols or the logo of an organization, can be attached to both sides of the field module.</p>	<p>AD-W-FMDW</p>



## Contact

Resylia GmbH  
Hornstraße 3  
04249 Leipzig  
Germany  
+49 176 78756479  
[commerce@resylia.de](mailto:commerce@resylia.de)  
[resylia.de](http://resylia.de)

V260323

